

INSTALLATION INSTRUCTIONS
for the


VIKING TACTICS BOWSLING

VTAC-BOW

www.VikingTactics.com


VIKING TACTICS BOW SLING: Modified from the standard VTAC-MK1, this two point sling is easily adjustable and can be used in the standard two point configuration, or with a quick adjustment, transformed into a single point that will allow you to nock an arrow and still go hands free to employ your range finder, calls, or binoculars. We can't guarantee you'll hit that trophy buck, but our products are designed to maximize comfort and function while you try!

For more info and videos on the usage of the Viking Tactics Bow Sling, please visit our website www.VIKINGTACTICS.com




1. Remove quick release ends and attach to bow.

→ Single Point Carry
or
Two-Point Carry



2. Connect quick release buckle.



3. Stow snap release in elastic band.

